

Unit 5&6 TO LET

Industrial/Warehouse Unit close to Heathrow Airport
and Hatton Cross Tube Station

19,943 sq ft (1,852.77 sq m)

TO BE REFURBISHED

SOUTH CARGO CENTRE



Girling Way | Feltham | Heathrow TW14 0PH

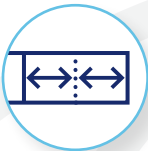


SOUTH CARGO CENTRE is a major logistics hub serving Heathrow Airport and its Cargo Terminal. Occupiers include Do & Co Event Airline Catering and Kuehne + Nagel.


TO BE REFURBISHED



SPECIFICATION



END OF TERRACE
DOUBLE UNIT



8.22M
CLEAR EAVES
HEIGHT



2 x ELECTRIC
LOADING DOORS
4.5M(W) x 4.9M(H)
APPROX.



40 KN/M2
FLOOR
LOADING



2 x THREE
PHASE POWER



WAREHOUSE
LIGHTING



GROUND FLOOR
RECEPTION



FIRST FLOOR
OFFICES WITH
AIR CONDITIONING



STAFF WELFARE
FACILITIES
AND WCS



YARD
MAX. DEPTH
23.5M



SECURE GATED
HGV FRIENDLY
YARD 9,000 SQ FT
APPROX.



DEDICATED
CAR PARK WITH
14 ALLOCATED
PARKING SPACES



SECURE GATED
ESTATE WITH
24 HOUR ON SITE
SECURITY



UNRESTRICTED
24/7 ACCESS
& USE

ACCOMMODATION

UNIT 5 & 6	sq ft	sq m
Ground Floor Warehouse & Ancillary	17,598	1,634.91
First Floor Offices	1,129	104.89
First Floor Staff Welfare Area & Offices	1,216	112.97
TOTAL GEA	19,943	1,852.77



PROMINENTLY POSITIONED WITH
ROADSIDE FRONTAGE OVERLOOKING
THE A312 CAUSEWAY

WELL ESTABLISHED
INDUSTRIAL ESTATE WITH
ROADSIDE PROMINENCE

ACCESSIBLE VIA THE
A30 GREAT SOUTH-WEST ROAD
AND THE A312 CAUSEWAY

IN CLOSE PROXIMITY TO
HATTON CROSS UNDERGROUND
AND BUS STATION

QUICK ACCESS TO
M4, M3 AND M25
MOTORWAYS

SOUTH CARGO CENTRE



Girling Way | Feltham | Heathrow TW14 0PH

LOCATION



South Cargo Centre is situated in close proximity to Heathrow Airport, approximately 2.9 miles from the Cargo Terminal.



The Estate can be accessed via the A30 Great South-West Road and the A312 Causeway. Its location takes advantage of the motorway network with the M4, M25, M3 and subsequently the M40 all easily accessible.



PUBLIC TRANSPORT SERVICES include Hatton Cross Underground Station and London Bus Terminal providing regular Piccadilly Tube Services into Central London along with fast Elizabeth Line Services into Bond Street via Heathrow Terminal 4 in 40 minutes - all within a 15 minute walk from South Cargo Centre.



TRAVEL DISTANCES

Hatton Cross
Underground /
Bus Terminal

0.6
miles

Heathrow
Terminal 4

1.7
miles

M4
Junction 3

1.9
miles

Heathrow
Cargo Terminal

2.9
miles

Heathrow
Terminals 1-3

3.8
miles

M25
Junction 14

4.8
miles

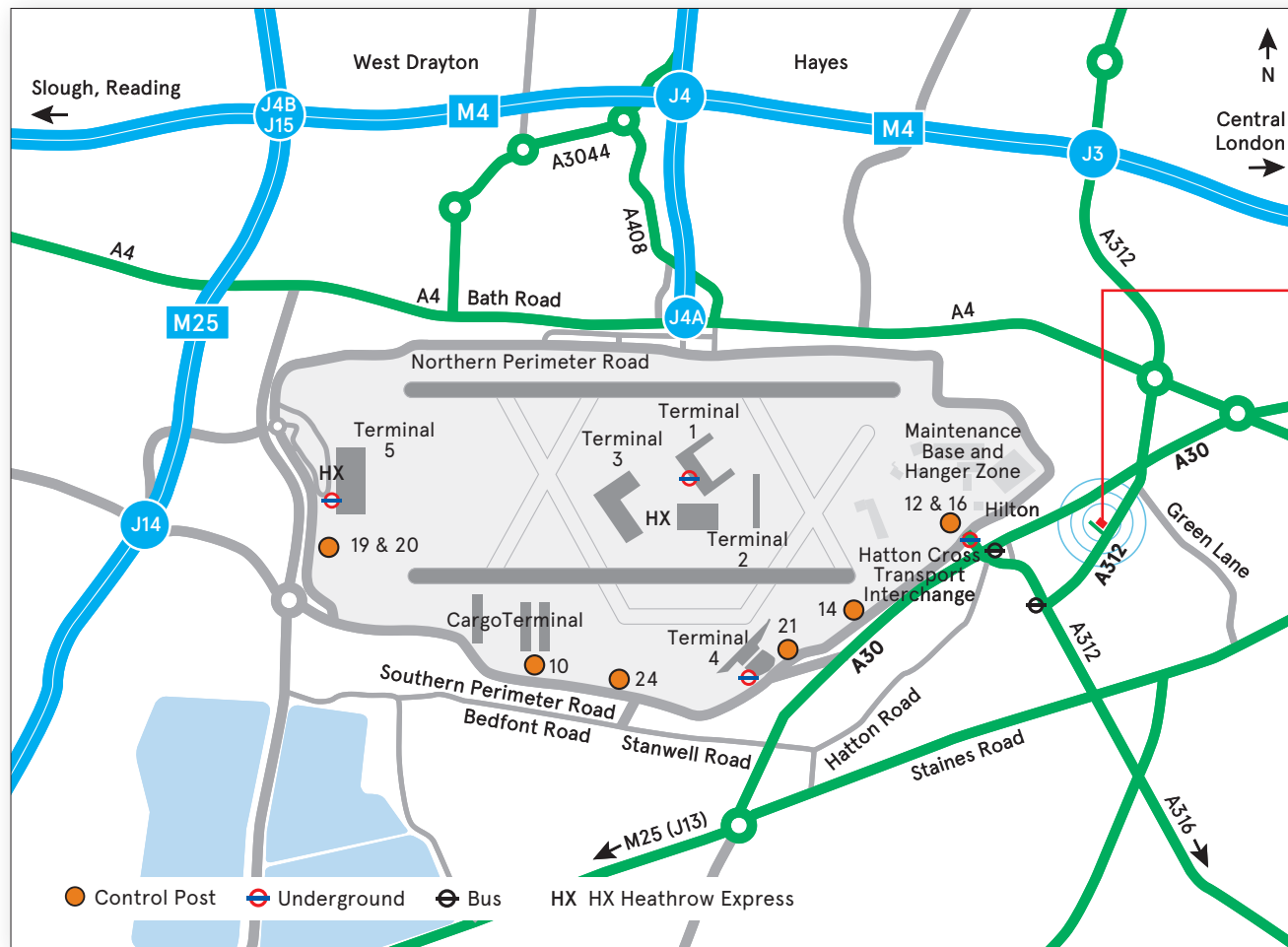
Heathrow
Terminal 5

5.2
miles

Central
London

15.5
miles

Source: Google Maps



TERMS

Available by way of a new Full Repairing and Insuring FRI Lease on terms to be agreed.

EPC RATING

Available post refurbishment. Targeting **EPC: TBC**

**SOUTH
CARGO
CENTRE**



Girling Way | Feltham | Heathrow **TW14 0PH**

VIEWING & FURTHER INFORMATION

For more information, please contact the joint agents:



Tom Lowther
07939 836 117
tl@cogentre.co.uk

David Peck
07976 423 611
dp@cogentre.co.uk



Sarah Downes
07856 003 033
sarah.downes@jll.com

Harry Tanner
07707 863 738
harry.tanner@jll.com

These particulars are produced in good faith, and set out as a general guide only and do not constitute part of any offer or contract. All descriptions, reference to condition and necessary permissions for use and occupation, and other details are given without responsibility and any intending purchasers or tenants should not rely on them as statements or representations of fact but must satisfy themselves by inspection or otherwise as to the correctness of each of them. Any services mentioned have not been tested and therefore prospective occupiers should satisfy themselves as to their operation. No person in the employment of Jones Lang LaSalle or Cogent Real Estate has any authority to make or give representation or warranty whatever in relation to this property. All prices and rents are quoted exclusive of VAT unless otherwise stated. October 2025.

Designed by: Ovation Creative Ltd, +44 (0)7889 982136